

Guide to 2016-17 Level of Overall Effectiveness Data in TNCompass

With the upload of TVAAS data for individual educators into TNCompass, Levels of Overall Effectiveness (LOEs) should be available for all educators if all locally entered data is available and complete. TVAAS growth scores are visible for all educators who received a score. **Please note that all three measures (achievement, observation, and growth/TVAAS data) must be present in TNCompass in order for an LOE to calculate.**

Guidance on how scores and calculations will appear in TNCompass is available below in the following sections:

[Accessing Scores](#)

[Viewing Scores](#)

[Viewing Score Calculations](#)

[Viewing PDPs](#)

[Various Score Types](#)

[Contact Information and Helpful Links](#)

Accessing Scores

EVALUATION ADMINISTRATORS / SUPERINTENDENTS / SUPERINTENDENT DESIGNEES

Evaluation administrators, superintendents, and superintendent designees can view the LOEs and all accompanying data for educators within a district. To do this, click on the *Educators* tab. Within the educator search function on the left side of the page, view the entire list of educators within the district or search for individual educators by name or license number.

With each educator's name will display a list of evaluations for each academic year applicable. To quickly view 2016-17 data for an educator, click on the 2016-17 school year under the educator's list of evaluations.

Filters

Location(s)
23 locations selected

First Name
[Input Field]

Last Name
teacher

License Number
e.g. 000123456

SSN (last 4 digits)
e.g. 1234

Include prior-year staff
 State-wide Search

Search **Clear Filters**

You are currently using filters. **Clear Filters**

10 | 20 | 50 | 100
1-10 of 18 page 1 of 2

Teacher (00010-0000), Mary M (863273305)
mary00010-0000@tncompass.org

Current Staffing
Teacher @ System-Wide School (0000)

Active License(s)
Professional Occupational 6 - year (expires 8/31/2022)

Evaluation(s)
2016-2017 / Anderson County / Teacher
2015-2016 / Anderson County / Teacher

Required Observations by Domain
The educator pacing guide is not available until the prior year LOE is calculated.

Teacher (00010-0002), Mary M (854217874)
mary00010-0002@tncompass.org

Current Staffing
Teacher @ Anderson County High School (0002)

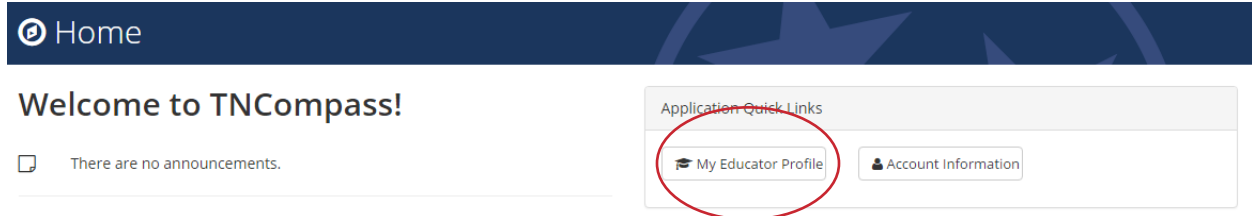
Active License(s)
Apprentice Teacher (expires 8/31/2016)

Evaluation(s)
2016-2017 / Anderson County / Teacher
2015-2016 / Anderson County / Teacher

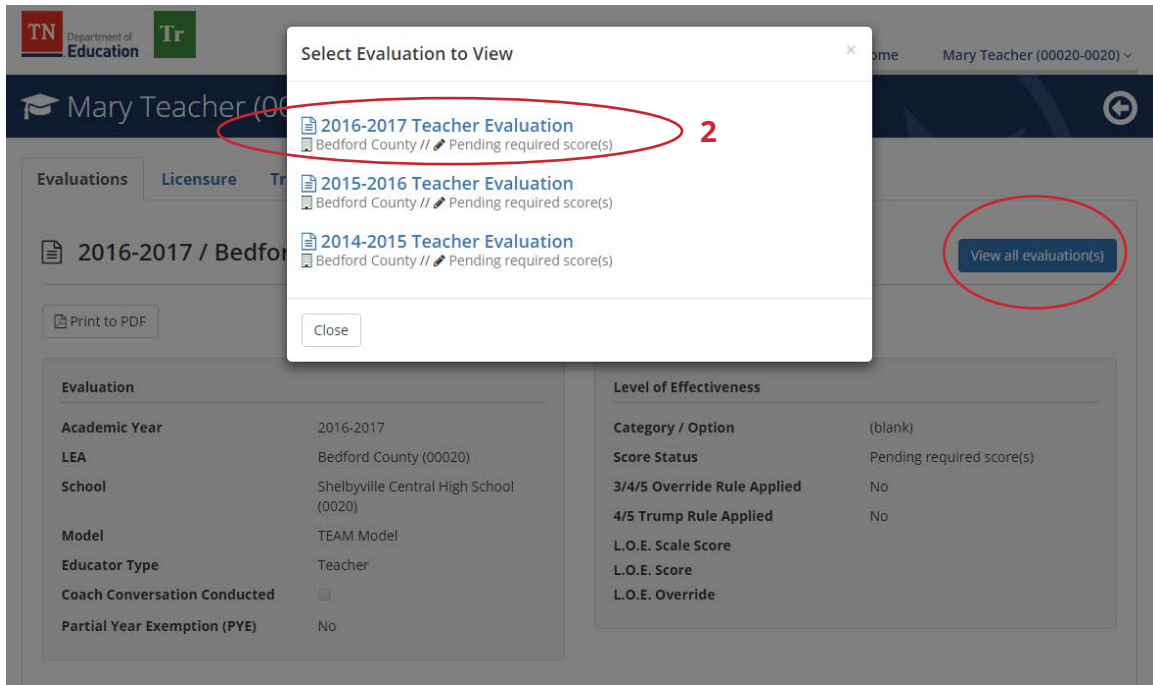
Required Observations by Domain
The educator pacing guide is not available until the prior year LOE is calculated.

EDUCATORS

An educator can access his/her individual LOE and all accompanying evaluation data. To do this, click on **My Educator Profile** on the home page once logged in.



This will automatically display the 2017-18 school year. Click **View All Evaluations** on the top right of the page, and select **2016-17 Teacher Evaluation** from the list of possible evaluations to view that data.



This will display the educator's evaluation record for the 2016-17 school year.

Viewing Scores

The educator's evaluation record page will display all evaluation components, including observation, achievement, and growth data.

- If an educator has received an individual TVAAS score, this will be reflected in the growth measure or the individual growth sections of the page. See the example below.

Individual Growth (Single-year)

Scores	Original
	5.00

Individual Growth (Multi-year)

Scores	Original
	5.00

- If an educator has received a portfolio score, this will be reflected in the portfolio section of the page. See the example below.

Portfolio

Scores	Original

The **Level of Overall Effectiveness (LOE)** is summarized in the gray box in the upper right portion of the educator's evaluation record. This box includes the following items:

Evaluations Licensure Staff Assignments

2016-2017 / Metro Nashville Public Schools / Teacher Evaluation View all evaluation(s)

i You are viewing information from a previous academic year.

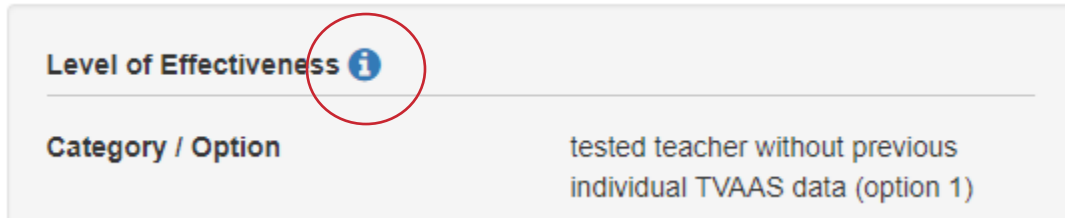
[Print to PDF](#)

Evaluation Set PYE		Level of Effectiveness i	
Academic Year	2016-2017	Category / Option	tested teacher without previous individual TVAAS data (option 1)
LEA	Metro Nashville Public Schools (00190)	Score Status	LOE score calculated
School	Glenciff High School (0245)	3/4/5 Override Rule Applied	Yes
Model	TEAM Model (vendor/import)	4/5 Trump Rule Applied	Yes
Educator Type	Teacher	L.O.E. Scale Score	388.50
Coach Conversation Conducted	<input type="checkbox"/>	L.O.E. Score	5.00
Partial Year Exemption (PYE)	No	L.O.E. Override	

- **Category/Option** displays a description of the educator's category or classification for this year, and the evaluation flexibility option that was selected to calculate the LOE.
- **Score Status** indicates whether the LOE has been calculated, or if score components are pending.
- **3/4/5 Override Rule Applied** indicates whether the rule is applied. If a teacher scores a 3, 4, or 5 in individual student growth or a portfolio score, and that score is higher than the achievement score, the highest individual student growth or portfolio score will be used in lieu of the achievement score. Prior-year individual growth scores are excluded from this rule. In this example, the **No** indicates the rule is not applied. This rule also applies to administrator evaluation scores.
- **4/5 Trump Rule Applied** indicates whether the rule is applied. At the beginning of the school year, a district selects from various available evaluation flexibility options, including the "4/5 trump" rule. If a district has chosen to opt into this rule, a teacher's individual growth score or portfolio score of 4 or 5 will take the place of the LOE if it is higher than the LOE. In this example, the **No** indicates the 4/5 trump rule is not applied.
- **L.O.E. Scale Score** reflects the raw score from which the final LOE score is derived.
- The **L.O.E. Score** appears in bold.
- **L.O.E. Override** should not appear for most educators; a number will display here only in the rare case that an LOE has been manually overridden by an evaluation administrator.

Viewing Score Calculations

To view score calculations, click on the blue icon next to the **Level of Effectiveness** title in the gray box. This will reveal a pop-up containing LOE details, including all possible LOE calculations for the 2016-17 school year.



Level of Effectiveness Details

★ Selected Option

Category/Option	tested teacher without previous individual TVAAS data (option 1)			tested teacher without previous individual TVAAS data (option 2)		
Status	LOE score calculated			LOE score calculated		
3/4/5 Override Rule Applied	Yes			Yes		
4/5 Trump Rule Applied	Yes			Yes		
L.O.E. Scale Score	388.50			369.00		
L.O.E. Score	5.00			5.00		
Components	Weight	Score	Scale	Weight	Score	Scale
Observation Rubric	75%	3.78	283.5	50%	3.78	189
Achievement Measure	15%	4.00 5.00 *	75	15%	4.00 5.00 *	75
Growth Measure	0%	1.00	0	0%	1.00	0
Individual Growth (Single-year)	10%	3.00	30	35%	3.00	105
Individual Growth (Multi-year)	0%	5.00	0	0%	5.00	0
Portfolio	0%			0%		

* This score reflects the individual growth or portfolio score determined by the 3/4/5 override rule.

Close

Each column contains a breakdown of each possible calculation based on available data for the educator. These calculation options are based on legislation passed this spring; see the [FAQ](#) document for more information.

A yellow star labeled **Selected Option** will appear at the top of one column. This is the best possible LOE calculation with the given data according to the weightings, and is the option that has been selected as the LOE. The selected option will correspond with the options listed on the [FAQ](#) document for that educator type.

The weighting percentages in this column correspond with percentages listed beside selected components on the right side of the main page. Notice that **0%** is listed for components not used to determine the LOE.

Level of Effectiveness Details ✕

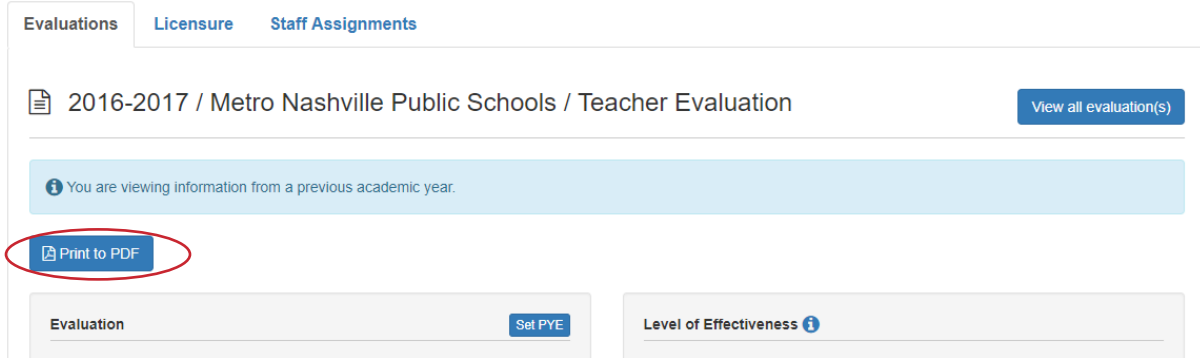
★ Selected Option

Category/Option	tested teacher without previous individual TVAAS data (option 1)			tested teacher without previous individual TVAAS data (option 2)		
Status	LOE score calculated			LOE score calculated		
3/4/5 Override Rule Applied	Yes			Yes		
4/5 Trump Rule Applied	Yes			Yes		
L.O.E. Scale Score	388.50			369.00		
L.O.E. Score	5.00			5.00		
Components	Weight	Score	Scale	Weight	Score	Scale
Observation Rubric	75%	3.78	283.5	50%	3.78	189
Achievement Measure	15%	4.00 5.00 *	75	15%	4.00 5.00 *	75
Growth Measure	0%	1.00	0	0%	1.00	0
Individual Growth (Single-year)	10%	3.00	30	35%	3.00	105
Individual Growth (Multi-year)	0%	5.00	0	0%	5.00	0
Portfolio	0%			0%		

* This score reflects the individual growth or portfolio score determined by the 3/4/5 override rule.

Creating a PDF

A PDF of the educator's evaluation record can be created by clicking **Print to PDF** on the top left of the page.



The screenshot shows a web interface with three tabs: 'Evaluations', 'Licensure', and 'Staff Assignments'. The 'Evaluations' tab is active. Below the tabs, there is a header area with a document icon, the text '2016-2017 / Metro Nashville Public Schools / Teacher Evaluation', and a 'View all evaluation(s)' button. A light blue banner below the header contains an information icon and the text 'You are viewing information from a previous academic year.' Below the banner, there is a 'Print to PDF' button, which is circled in red. At the bottom of the page, there are two sections: 'Evaluation' with a 'Set PYE' button, and 'Level of Effectiveness' with an information icon.

This will create a PDF of this information in a separate web browser tab. The PDF reflects all the same information available on the evaluation record page, and can be downloaded or printed.

Viewing PDPs

If the educator has received an eligible LOE, the corresponding number of PDPs will appear automatically in the Professional Development Points section of the **Licensure** tab. [Click here](#) for more information on PDPs.

Mary Teacher (00052-0015) (830655495)

Evaluations **Licensure** Transactions Staff Assignments

Licenses

License Type	Status	Source	Issue Date	Effective Date	Expiration Date	Renewal Date	Endorsements
Apprentice Teacher	Active	Application	09/02/2011	08/10/2011	08/31/2016		120

Details

Degrees / Majors

Name	Date Conferred	Institution Name	Degree/Major Type
History 7-12	05/22/2012	Winthrop University	Bachelor of Science

Educator Preparation Program Completion Status

EPP/Institution	Enrollment	Added By	Enrollment Date	Completion Date
University of Tennessee Chattanooga	Enrolled - On Track	Valerie Rutledge	08/15/2014	

Professional Development Points

0 pending requests [View Unapproved PDPs](#) [Add PDPs](#)

Overall Evaluation Scores

Evaluation	Category	Description	Date Awarded	Points Earned
2015-2016 / Maryville / Teacher	Overall Evaluation Score		06/01/2016	15

Training, Coursework, or National Board Certifications

Date Attended	Type	Description	Status	Status Date	Clock Hours	CEUs	Points Accrued
03/12/2016	Training (Academy / Institute / Seminar / Conference)	Technology in the Classroom	Awarded	N/A	5.0	0.0	5.0

Various Score Types

Sample LOE with 3, 4, 5 Override Rule and 4/5 Trump Rule Applied

Note that the updated achievement score is indicated with an asterisk, and the original score is no longer factored into the LOE calculation. See the sample below.

Level of Effectiveness Details ✕

★ Selected Option

Category/Option	tested teacher without previous individual TVAAS data (option 1)	tested teacher without previous individual TVAAS data (option 2)				
Status	LOE score calculated	LOE score calculated				
3/4/5 Override Rule Applied	Yes	Yes				
4/5 Trump Rule Applied	Yes	Yes				
L.O.E. Scale Score	388.50	369.00				
L.O.E. Score	5.00	5.00				
Components	Weight	Score	Scale	Weight	Score	Scale
Observation Rubric	75%	3.78	283.5	50%	3.78	189
Achievement Measure	15%	4.00 5.00 *	75	15%	4.00 5.00 *	75
Growth Measure	0%	1.00	0	0%	1.00	0
Individual Growth (Single-year)	10%	3.00	30	35%	3.00	105
Individual Growth (Multi-year)	0%	5.00	0	0%	5.00	0
Portfolio	0%			0%		

* This score reflects the individual growth or portfolio score determined by the 3/4/5 override rule.

Close

Sample LOE with Portfolio Score

Please note that for teachers with a portfolio growth score, only one LOE calculation option is available. See the sample below.

Level of Effectiveness Details			
★ Selected Option			
Category/Option	teacher with portfolio assessment		
Status	LOE score calculated		
3/4/5 Override Rule Applied	No		
4/5 Trump Rule Applied	Yes		
L.O.E. Scale Score	339.00		
L.O.E. Score	4.00		
Components	Weight	Score	Scale
Observation Rubric	50%	2.78	139
Achievement Measure	15%	4.00	60
Growth Measure	0%		
Individual Growth (Single-year)	0%		
Individual Growth (Multi-year)	0%		
Portfolio	35%	4.00	140

Close

Sample Missing LOE Due to Incomplete Data

Because the achievement score has not been entered on this educator's evaluation page (below), an LOE cannot be calculated.

Level of Effectiveness Details ✕

★ Selected Option

Category/Option	tested teacher without previous individual TVAAS data (option 1)	tested teacher without previous individual TVAAS data (option 2)				
Status	Pending required score(s)	Pending required score(s)				
3/4/5 Override Rule Applied	No	No				
4/5 Trump Rule Applied	Yes	Yes				
L.O.E. Scale Score						
L.O.E. Score						
Components	Weight	Score	Scale	Weight	Score	Scale
Observation Rubric	75%	3.78	283.5	50%	3.78	189
Achievement Measure	15%			15%		
Growth Measure	0%	1.00	0	0%	1.00	0
Individual Growth (Single-year)	10%	3.00	30	35%	3.00	105
Individual Growth (Multi-year)	0%	5.00	0	0%	5.00	0
Portfolio	0%			0%		

Close

Contact Information and Helpful Links

- With questions or concerns regarding the TNCompass website, view the [TNCompass User Guide](#) or contact support@tncompass.org.
- With questions related to TVAAS scores, contact [SAS](#).
- With questions related to PDPs, visit the [Educator Licensing](#) website or contact Education.Licensing@tn.gov.
- With questions related to evaluation policy, visit the [TEAM website](#) or contact TEAM.Questions@tn.gov.