



# BEST FOR ALL

We will set all students on a path to success.

## TEAM Evaluation Measure Selection



# BEST FOR ALL

We will set all students on a path to success.

## ACADEMICS

---

ALL TENNESSEE STUDENTS WILL  
HAVE ACCESS TO A HIGH-QUALITY  
EDUCATION, NO MATTER WHERE  
THEY LIVE

## WHOLE CHILD

---

TENNESSEE PUBLIC SCHOOLS  
WILL BE EQUIPPED TO SERVE THE  
ACADEMIC AND NON-ACADEMIC  
NEEDS OF ALL STUDENTS

## EDUCATORS

---

TENNESSEE WILL SET A NEW PATH  
FOR THE EDUCATION PROFESSION  
AND BE THE TOP STATE TO  
BECOME AND REMAIN A TEACHER  
AND LEADER

# Agenda



Evaluation Data  
Collection

Growth and  
Achievement Measures

Educator Types and  
Weighting

Measure Selection,  
Alignment, and Scaling

Adding Measure  
Selections to  
TNCompass

Strategies for Success



# Evaluation Data Collection



# Tennessee Educator Acceleration Model



Tennessee's multi-measure evaluation model is known as the Tennessee Educator Acceleration Model or **TEAM**.

TEAM includes the following weighted measures:

- Observation scores
- Growth scores
- Achievement scores
- Student surveys (optional)

These measures are captured in TNCompass and combined to form the educator's **level of overall effectiveness** score or LOE.

# TNCompass



TNCompass is the user-friendly database through which the department collects educator data from TEAM evaluations, including growth and achievement measure selections.

Data quality and security is managed through role specific permissions.

# Growth and Achievement Measures



# Definitions



**Growth scores** – scores created from the value-added measure of actual academic gains made by a student as compared to the expected academic gains by that student.

- Growth scores are generated from TVAAS testing, portfolios, and alternatives to portfolio.
- TVAAS scores may include up to three years of data when available.

**Individual growth scores** – scores generated by tested grades/subjects, portfolios, and alternatives to portfolio.

**Composite growth scores** – scores generated through the combination of test scores from multiple subjects. All composite scores are single year scores.



# Definitions



**Achievement score** – a measure of how well a student performs against a standard.

- Achievement scores may be generated by a multitude of tests including TCAP tests, ACT, industry certifications, graduation rate, or many other measures.
- In most cases, achievement scores must be scaled at the local level unless they are related to state testing.
- Achievement scores are always a single year measure.

# Educator Types and Weighting

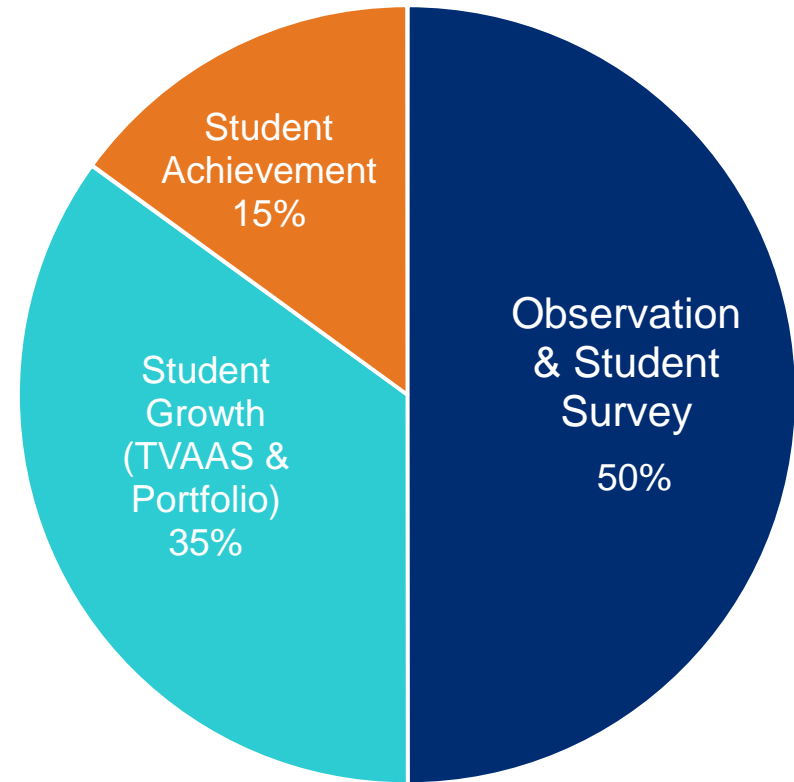


# Tested Teachers

Teachers that generate **individual TVAAS growth** scores via grade/subject specific testing or TEAM portfolio/alternative growth measure.

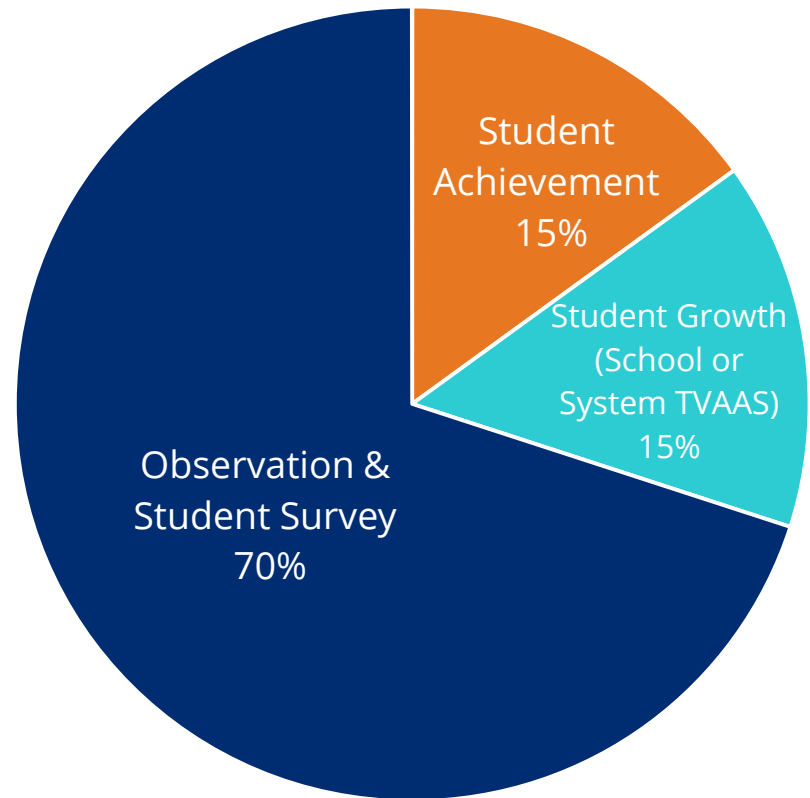


Student Growth Portfolio Models
Pre-K/ Kindergarten
First Grade
Second Grade
World Languages
Physical Education
Fine Arts



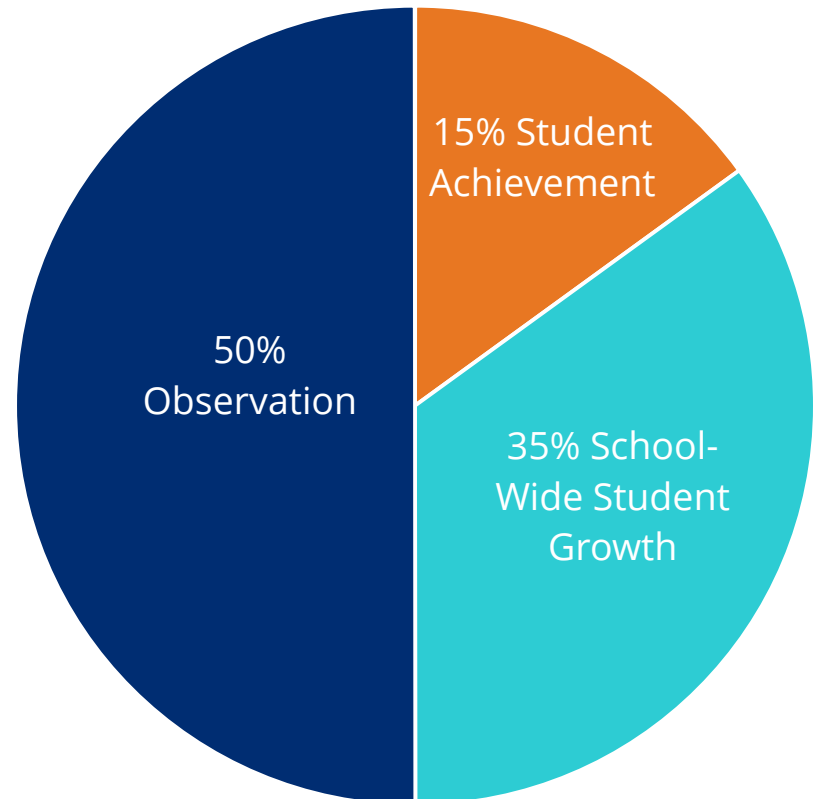
# Non-Tested Teachers

**Non-tested teachers** – teachers, librarians, counselors, and other certified school services personnel who receive a **school-wide growth score**.



# Administrators

Principals and assistant principals who receive a **school-wide growth score**.



# Measure Alignment, Selection, and Scaling

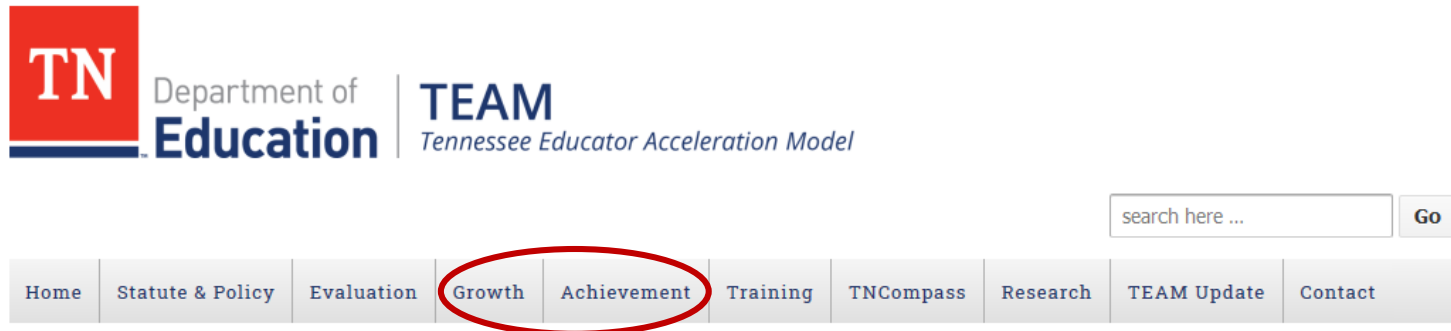


# Measure Selections



All measure selections should **align** as closely as possible to the teacher's **assignment**, and are grade band specific.

**Guidance** on measure selection can be found on [www.team-tn.org](http://www.team-tn.org) under the "**Growth and Achievement**" tabs.



# Measure Selection Guidance



[Growth Measure Guidance](#)

[Achievement Measure Guidance](#)

[Achievement Measure Worksheet](#)



# Growth Measures



There are five types of growth measures from which growth scores are generated.

- Individual value-added scores (TVAAS)
- Individual student growth portfolio or alternative growth measure
- School-level TVAAS composites
- District-level TVAAS composites
- Feeder/Custom school- or district-level TVAAS composites
  - Used only in situations where the school does not generate its own TVAAS data (i.e. K-2 only school)

All automatically populate in TNCompass **other than feeder/custom measures**, which must be uploaded by the school or district.

# Growth Measure Selection



**All** teachers should have a school-wide measure selection. This includes tested teachers in case the individual measure does not generate.

- If an individual growth score is generated, it will be auto-populated as the educator's growth measure.
- Selection is determined by district or school leadership.
- Measure selection should align to the educator's duty assignment as closely as possible.
- In cases where the alignment is not obvious, a school focus might guide the selection.
  - For example, a school focus on literacy might guide the selection of TCAP literacy composite for a PE teacher.

# Sample Growth Selections



Teaching Assignment	Possible Growth/Alternate Growth Selections
5 <sup>th</sup> grade, self-contained	<ul style="list-style-type: none"> <li>• School-wide composite</li> <li>• School-wide literacy and numeracy</li> </ul>
High School ELA 9-12, one school	<ul style="list-style-type: none"> <li>• School-wide composite</li> <li>• School-wide literacy</li> </ul>
CTE, multiple assignments (middle and high school)	<ul style="list-style-type: none"> <li>• District-wide CTE Concentrator</li> <li>• District-wide Composite</li> </ul>
1 <sup>st</sup> grade , pre-k-2 school	<ul style="list-style-type: none"> <li>• Custom/feeder literacy</li> <li>• Custom/feeder composite</li> </ul>
1 <sup>st</sup> grade, pre-k-5 school	<ul style="list-style-type: none"> <li>• School-wide composite</li> <li>• School-wide numeracy</li> </ul>
8 <sup>th</sup> grade math	<ul style="list-style-type: none"> <li>• School-wide composite</li> <li>• School-wide numeracy</li> </ul>

*\*This is not a comprehensive list.*

# Achievement Measure Selection



Educators must choose an achievement measure from a department generated list of grade band specific achievement measures.

- Measure should align to the educator's duty assignment.
- Measures are released at various times and some may require school or district upload.

While the educator selects the measure, **the evaluator sets the scale** associated with the measure.

When there is disagreement regarding the measure, leadership may contact the department to begin a mediation process.

# Achievement Measure Selection



Achievement measures are generated from sources that may include:

- Single year, overall TVAAS by grade band
- State assessments by grade band (TCAP, MSSA, TCAP-Alt)
- Off the shelf assessments
- Graduation rate
- ACT/SAT assessments
- EPSO assessments
- Industry certifications

# Sample Achievement Selections



Teaching Assignment	Possible Achievement Measure Selections
5 <sup>th</sup> grade, self-contained	<ul style="list-style-type: none"> <li>• Overall school-level composite</li> <li>• 3-5 success rate (math / ELA)</li> </ul>
High School ELA 9-12, one school	<ul style="list-style-type: none"> <li>• Graduation rate</li> <li>• EOC English I</li> </ul>
CTE, multiple assignments (middle and high school)	<ul style="list-style-type: none"> <li>• CTE Literacy and Numeracy</li> <li>• Specific career cluster certification</li> </ul>
1 <sup>st</sup> grade , pre-k-2 school	<ul style="list-style-type: none"> <li>• Custom/feeder math</li> <li>• Custom/feeder ELA</li> </ul>
1 <sup>st</sup> grade, pre-k-5 school	<ul style="list-style-type: none"> <li>• School-level math</li> <li>• TCAP composite</li> </ul>
8 <sup>th</sup> grade math	<ul style="list-style-type: none"> <li>• EOC Algebra I</li> <li>• TCAP EOC Composite</li> </ul>

*\*This is not a comprehensive list.*

# Guidance for Setting Achievement Scales



To create an achievement measure scale, the evaluator must identify if scaling should be set at classroom, grade, school or district level.

This decision should be based on:

- the number of students participating in measure,
- how widely results will impact instructional decisions, and
- the specific students included in the data, such as a subset (students that take WIDA) or the larger group (all 5th grade students).

# Guidance for Setting Achievement Scales



Evaluators should:

- Analyze past performance trends and use these trends to set level 3 (at expectations).
- Set levels 4 and 5 to exceed prior performance.
- Set levels 1 and 2 to indicate performance that has decreased from the previous year.



# Setting the Scale: Points

Guidance on scaling by a points system might include the following:

Score	Description	Formula
1	Graduation rate decreased by more than 3 points <i>from the previous year</i>	Grad rate difference < -3
2	Graduation rate decreased by more than 1 point and less than 3 points <i>from the previous year</i>	-3 <= grad rate difference < -1
3	Graduation rate increased by no more than 1 point or decreased by no more than 1 point <i>from the previous year</i>	-1 <= grad rate difference <= 1
4	Graduation rate increased by more than 1 point and less than 3 points <i>from the previous year</i>	1 < grad rate difference <= 3
5	Graduation rate increased by more than 3 points <i>from the previous year</i>	Grad rate difference > 3


# Setting the Scale: Points

Guidance on scaling by a points system might include the following:



Score	Description	Range
1	Graduation rate decreased by more than 3 points <i>from the previous year</i>	82% and below
2	Graduation rate decreased by more than 1 point and less than three points <i>from the previous year</i>	84%-83%
3	Graduation rate increased by no more than 1 point or decreased by no more than 1 point <i>from the previous year</i>	85%-87%
4	Graduation rate increased by more than 1 point and less than three points <i>from the previous year</i>	88%-89%
5	Graduation rate increased by more than 3 points <i>from the previous year</i>	90% and above

# Setting the Scale: AMOs



When scaling based on Annual Measurable Objectives (AMOs)

- Scaling should be on a 1 – 5 scoring range
- Level 3 on the scale should represent “at expectations” performance.

Scoring	Scale
1	Regressed or no change (notably missed target)
2	Improved but didn't hit target
3	Target reached and confidence interval met
4	Target exceeded
5	Double target reached (notably exceeded target)

# Calculating an AMO Based Scale

Prior performance of cohort / grade band of students at ABC school on the measure = 65%



$$\text{AMO target} = \frac{100 - \text{prior performance}}{8 * 2} + \text{prior performance}$$

$$\text{Double AMO target} = \frac{100 - \text{prior performance}}{4 * 2} + \text{prior performance}$$

$$(100 - 65)/16 + 65 = 67.2$$

**\*AMO target = 67.2%**

$$(100 - 65)/8 + 65 = 69.4$$

**\*\*Double AMO target = 69.4%**

# Calculating an AMO Based Scale



Prior performance of cohort / grade band of students at ABC school on the measure = 65%

$$(100 - 65)/16 + 65 = 67.2$$

**\*AMO target = 67.2%**

$$(100 - 65)/8 + 65 = 69.4$$

**\*\*Double AMO target = 69.4%**

## Possible scaling:

Level 1: 65% and below

Level 2: 65.1% - 67.1%

\*Level 3: 67.2% with confidence interval met

Level 4: 67.3%-69.3%

\*\*Level 5: 69.4% and above

The difference between the target (level 3) and double the target (level 5) is 2.2%. This will be the interval between level 3 and level 1, as well.

The ranges for levels 2 and 4 fall between these values.

# Calculating an AMO Based Scale

In the scenario below, prior performance was 25%.

The calculations remain the same.

$$\text{AMO target} = \frac{100 - 25}{8 * 2} + 25 = \frac{75}{16} + 25 = 29.6875 \approx 29.7$$

$$\text{Double AMO target} = \frac{100 - 25}{4 * 2} + 25 = \frac{75}{8} + 25 = 34.375 \approx 34.4$$

## Possible scaling:

- Level 1: 24.7% and below
- Level 2: 24.8% -29.6%
- \*Level 3: 29.7% with confidence interval met
- Level 4: 29.8% – 34.3%
- \*\*Level 5: 34.4% and above

# Adding Measure Selections to TNCompass



# Uploading Measure Selections to TNCompass

## Growth & Achievement Measure Import Instructions





# Uploading Measure Selections to TNCompass



Access the upload feature

- **Administration** tab
- **Import Wizard** button
- **Growth and Achievement Measures** option
  - Select the appropriate **year**
  - Select the **continue** button
  - Select the appropriate **school**
  - Select the **Generate Template** button
  - **Complete** template spreadsheet

Follow the **wizard** to completion

- **Select File & Import** Data
- **Validate** Data
- **Process** Data

# Uploading Measure Selections



Administration



Import Wizard




Academic Year

2019-2020

Evaluation Data

Growth and Achievement Measures



Continue



School

School

Generate Template



Import Wizard

- Select Academic year
- Generate Template
- Select File & Import Data**
- Validate Data
- Process Data

# Confirming Measure Selections



From the **Reports** tab, make the following selections:

- Report Type
- Report (Growth and Achievement Selections)
- Academic Year
- Location
- Educator Type
- Report Format

Click "**Generate.**"

Review spreadsheet for accuracy.

# Confirming Measure Selections



Reports



## Report Selections

Report Type:

Charts

Reports

Report:

Growth and Achievement Selections

Academic Year:

2019-2020

Location(s):

8 locations selected

Educator Type:

Teacher

Report Format:

Excel

Generate

# Strategies for Success



# Strategies for Success



Review the yearly evaluation timeline prior to the start of the school year

- Subscribe to **Human Capital Update** and other [department newsletters](#)

Review the Growth and Achievement Selections report to ensure all selections are complete.

Know your resources

- TNCompass guides
- [www.team-tn.org](http://www.team-tn.org)
- [TEAM.Questions@tn.gov](mailto:TEAM.Questions@tn.gov)
- [support@tncompass.org](mailto:support@tncompass.org)



# BEST FOR ALL

We will set all students on a path to success.

